

Now Yesterday

Search:

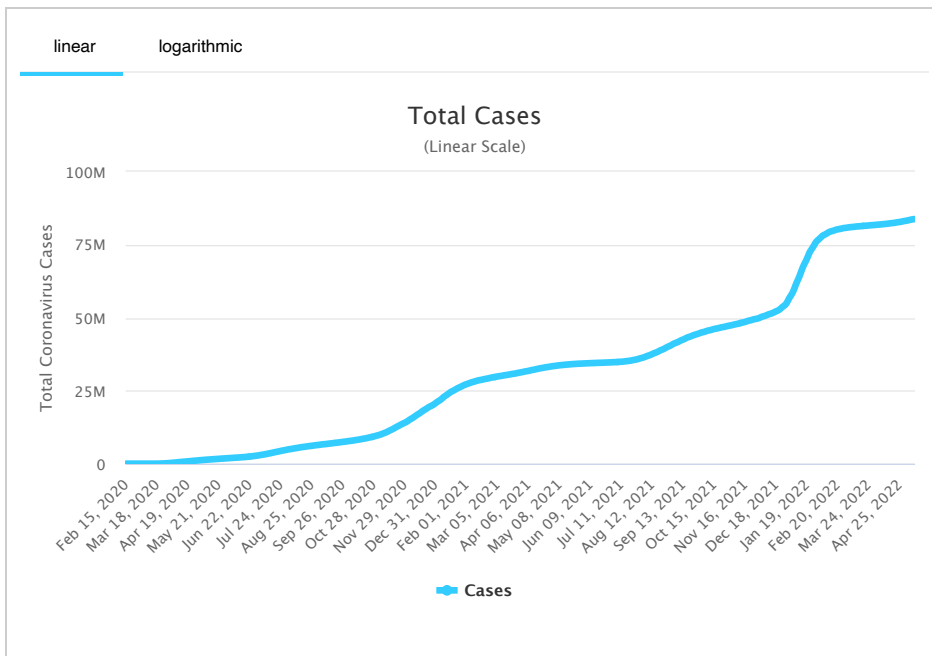
#	USA State	Total Cases	New Cases	Total Deaths	New Deaths	Total Recovered	Active Cases	Tot Cases/ 1M pop	Deaths/ 1M pop	Total Tests
	USA Total	83,778,760		1,025,104		81,059,033	1,694,623	253,106	3,097	1,013,5
1	California	9,320,465		90,900		9,002,919	226,646	235,888	2,301	163,7
2	Texas	6,848,580		88,634		6,686,003	73,943	236,191	3,057	64,4
3	Florida	6,022,803		74,113		5,836,243	112,447	280,421	3,451	57,4
4	New York	5,415,424		69,021		5,251,071	95,332	278,377	3,548	108,8
5	Illinois	3,189,086		37,982		3,038,788	112,316	251,668	2,997	57,8
6	Pennsylvania	2,834,586		44,757		2,755,560	34,269	221,418	3,496	26,1
7	Ohio	2,708,071		38,493		2,640,920	28,658	231,675	3,293	22,4
8	North Carolina	2,673,326		24,577		2,628,584	20,165	254,892	2,343	26,3
9	Georgia	2,520,881		37,969		2,463,469	19,443	237,429	3,576	24,7
10	Michigan	2,444,891		36,064		2,360,510	48,317	244,811	3,611	24,9
11	New Jersey	2,295,482		33,503		2,150,906	111,073	258,436	3,772	17,6
12	Tennessee	2,036,657		26,209		1,996,027	14,421	298,229	3,838	12,9
13	Arizona	2,025,435		30,189		1,985,814	9,432	278,268	4,148	19,2
14	Massachusetts	1,792,722		20,357		1,729,441	42,924	260,097	2,953	44,3
15	Virginia	1,723,985		20,295		1,657,927	45,763	201,978	2,378	19,1
16	Indiana	1,709,350		23,619		1,571,449	114,282	253,906	3,508	19,7
17	Wisconsin	1,630,397		14,485		1,576,791	39,121	280,020	2,488	16,2

18	<u>Washington</u> (<u>/coronavirus/usa/washington/</u>)	1,519,327		12,742		1,456,336	50,249	199,520	1,673	13,3
19	<u>South Carolina</u> (<u>/coronavirus/usa/south-carolina/</u>)	1,477,460		17,847		1,447,055	12,558	286,957	3,466	16,3
20	<u>Minnesota</u> (<u>/coronavirus/usa/minnesota/</u>)	1,471,731		12,814		1,444,050	14,867	260,962	2,272	19,4
21	<u>Missouri</u> (<u>/coronavirus/usa/missouri/</u>)	1,428,117		20,382		1,389,582	18,153	232,690	3,321	14,6
22	<u>Colorado</u> (<u>/coronavirus/usa/colorado/</u>)	1,394,203		13,256		1,329,056	51,891	242,102	2,302	17,5
23	<u>Kentucky</u> (<u>/coronavirus/usa/kentucky/</u>)	1,333,476		15,758		1,295,886	21,832	298,472	3,527	13,6
24	<u>Alabama</u> (<u>/coronavirus/usa/alabama/</u>)	1,303,441		19,606		1,262,771	21,064	265,836	3,999	7,6
25	<u>Louisiana</u> (<u>/coronavirus/usa/louisiana/</u>)	1,242,101		17,286		1,217,500	7,315	267,188	3,718	15,5
26	<u>Maryland</u> (<u>/coronavirus/usa/maryland/</u>)	1,045,721		14,505		1,002,043	29,173	172,970	2,399	20,5
27	<u>Oklahoma</u> (<u>/coronavirus/usa/oklahoma/</u>)	1,041,394		14,346		1,025,434	1,614	263,180	3,626	5,4
28	<u>Utah</u> (<u>/coronavirus/usa/utah/</u>)	935,479		4,760		924,295	6,424	291,794	1,485	9,4
29	<u>Iowa</u> (<u>/coronavirus/usa/iowa/</u>)	862,640		9,533		844,419	8,688	273,414	3,021	8,4
30	<u>Arkansas</u> (<u>/coronavirus/usa/arkansas/</u>)	837,475		11,409		823,774	2,292	277,511	3,781	6,8
31	<u>Mississippi</u> (<u>/coronavirus/usa/mississippi/</u>)	799,875		12,456		783,370	4,049	268,762	4,185	6,3
32	<u>Kansas</u> (<u>/coronavirus/usa/kansas/</u>)	778,045		8,691		761,646	7,708	267,065	2,983	2,2
33	<u>Connecticut</u> (<u>/coronavirus/usa/connecticut/</u>)	772,709		10,883		728,596	33,230	216,731	3,052	15,5
34	<u>Oregon</u> (<u>/coronavirus/usa/oregon/</u>)	734,014		7,546		695,376	31,092	174,030	1,789	11,1
35	<u>Nevada</u> (<u>/coronavirus/usa/nevada/</u>)	721,100		10,780		700,934	9,386	234,112	3,500	6,8
36	<u>New Mexico</u> (<u>/coronavirus/usa/new-mexico/</u>)	524,895		7,581		504,713	12,601	250,328	3,615	7,6
	<u>West Virginia</u>	503,807		6,882		495,582	1,343	281,119	3,840	6,6

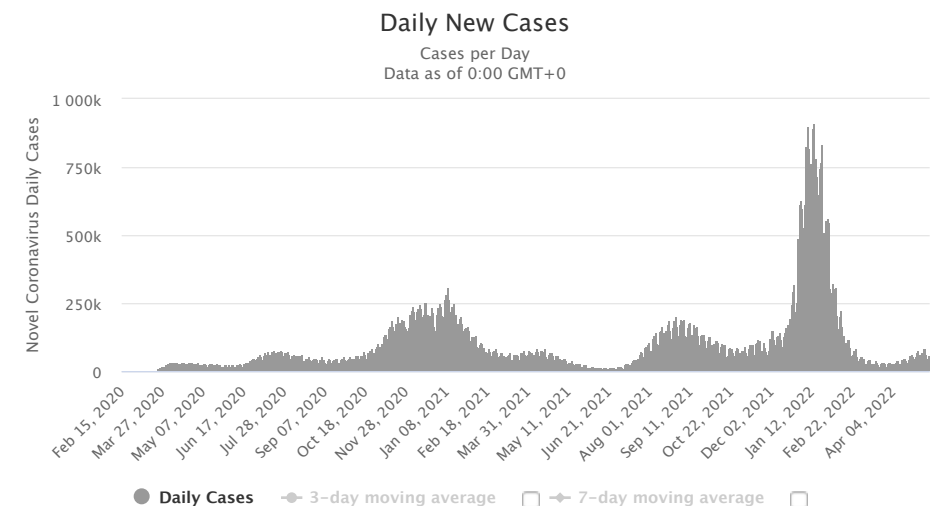
37	(/coronavirus/usa/west-virginia/)									
38	Nebraska (/coronavirus/usa/nebraska/)	481,424		4,216		473,828	3,380	248,874	2,179	5,5
39	Idaho (/coronavirus/usa/idaho/)	447,159		4,930		439,707	2,522	250,220	2,759	2,5
40	Rhode Island (/coronavirus/usa/rhode-island/)	378,424		3,547		360,764	14,113	357,219	3,348	7,8
41	New Hampshire (/coronavirus/usa/new-hampshire/)	314,860		2,492		308,466	3,902	231,564	1,833	4,7
42	Montana (/coronavirus/usa/montana/)	274,598		3,378		270,499	721	256,927	3,161	2,7
43	Delaware (/coronavirus/usa/delaware/)	265,707		2,928		256,491	6,288	272,866	3,007	1,0
44	Hawaii (/coronavirus/usa/hawaii/)	252,654		1,428		241,301	9,925	178,444	1,009	3,7
45	Maine (/coronavirus/usa/maine/)	251,905		2,327		235,392	14,186	187,400	1,731	5,1
46	Alaska (/coronavirus/usa/alaska/)	246,345		1,220		240,304	4,821	336,746	1,668	4,1
47	North Dakota (/coronavirus/usa/north-dakota/)	241,916		2,268		238,859	789	317,449	2,976	6
48	South Dakota (/coronavirus/usa/south-dakota/)	238,185		2,915		234,504	766	269,239	3,295	2,1
49	Wyoming (/coronavirus/usa/wyoming/)	156,745		1,814		154,406	525	270,829	3,134	1,3
50	District Of Columbia (/coronavirus/usa/district-of-columbia/)	141,943		1,341		136,262	4,340	201,124	1,900	3,0
51	Vermont (/coronavirus/usa/vermont/)	127,189		648		117,683	8,858	203,832	1,038	3,6
52	Puerto Rico	576,871		4,234		482,891	89,746	170,322	1,250	4,1
53	Guam	48,401		358		47,861	182			4
54	United States Virgin Islands	17,485		113		16,296	1,076			3
55	Northern Mariana Islands	11,305		34		11,262	9			1
56	American Samoa	5,969		29		5,760	180			
57	Veteran Affairs	632,729		21,890		603,075	7,764			8,6
58	US Military	624,920		687		598,019	26,214			
59	Federal Prisons	69,101		301		68,665	135			1

60	Navajo Nation	53,603	1,769	51,734	100			
61	Grand Princess Ship	122	7	115	0			
62	Wuhan Repatriated	3		3	0			
63	Diamond Princess Ship	46		46	0			
	Total:	83,778,760	1,025,104	81,059,033	1,694,623	253,106	3,097	1,013,5

Total Coronavirus Cases in the United States

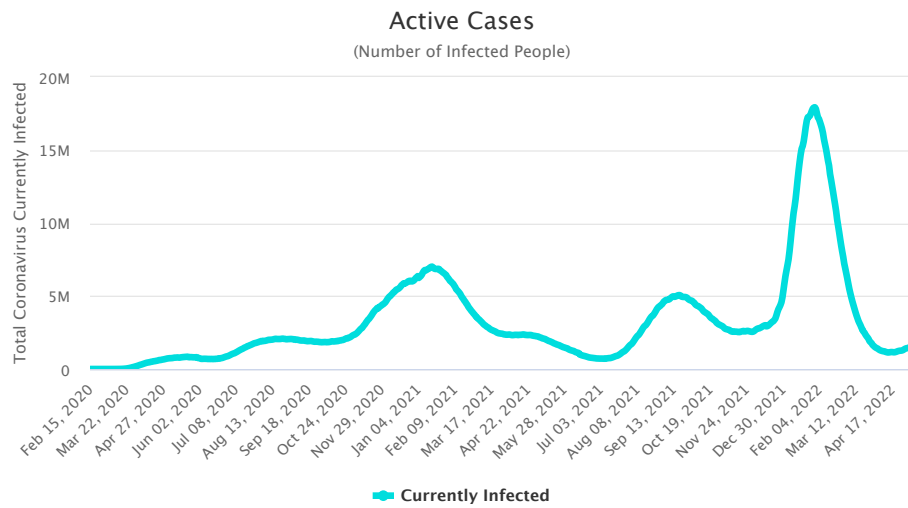


Daily New Cases in the United States

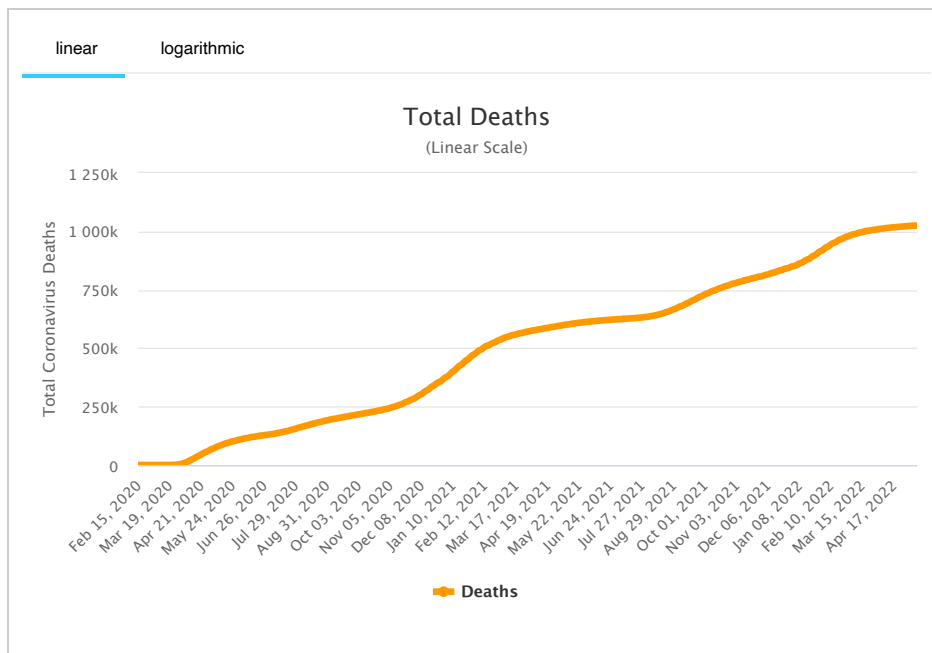


See also: [Daily Deaths Graph](#)

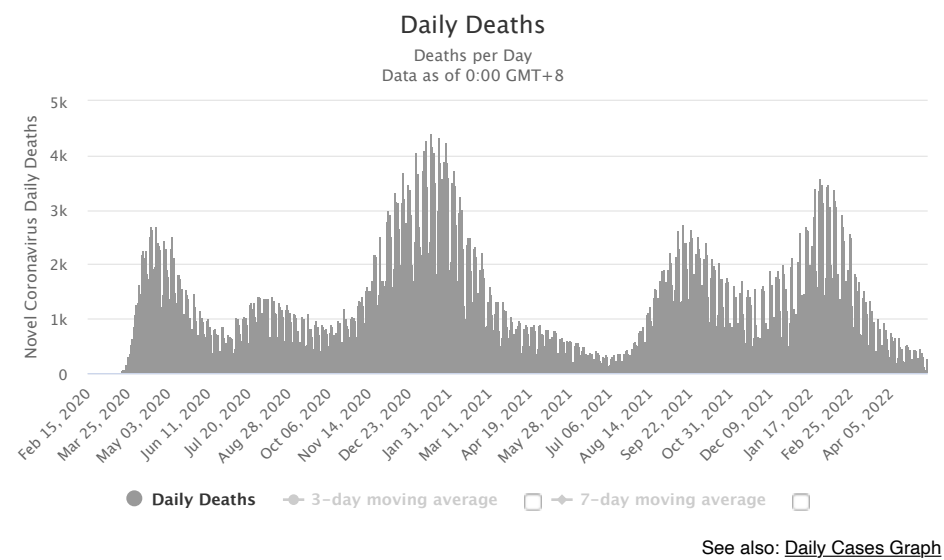
Active Cases in the United States



Total Coronavirus Deaths in the United States



Daily New Deaths in the United States



Latest News

May 10 (GMT)

Updates

- 59,954 new cases and 279 new deaths in [the United States \(/coronavirus/country/us/\)](#)

May 9

May 8

May 7

May 6

May 5

[View More News](#)

Historical account of the initial stages of the epidemic in the United States

Content:

- First 20 cases in the United States
- Progression of first suspected cases
- Timeline of initial events
- Sources for the historical account

First 20 cases in the United States

Information collected on the first 20 domestic cases (not including repatriated cases and Diamond Princess cruise ship evacuee cases) is presented in the table below:

State	Cases	Sex	Age	Date	Case #	Location	Source
Oregon	1			Feb. 29	17 th	Washington C.	
Washington	2			Feb. 29	18, 19 th		
	1	M	30s	Jan. 21	1 st	Snohomish	[7]
Illinois	1			Mar. 1	20 th		
	1	M	60s	Jan. 30	6 th	Chicago	[12]
	1	F	60s	Jan. 24	2 nd	Chicago	[8]
California	2	unkn.	unkn.	Jan. 26	3 rd , 4 th	Orange C., L.A.	[9]
	1	M	adult	Jan. 31	7 th	Santa Clara C.	[17][18]
	1	F	unkn.	Feb. 2	9 th	Santa Clara C.	
	1	M	57	Feb. 2	10 th	San Benito C.	
	1	F	57	Feb. 2	11 th	San Benito C.	
	1		65	Feb. 28	16 th	Santa Clara C.	
	1			Feb. 21	13 th	Humboldt C.	
	1			Feb. 21	14 th	Sacramento C.	
	1			Feb. 26	15 th	[Northern California]	
Massachusetts	1	M	20s	Feb. 1	8 th	Boston	[16]
Arizona	1	unkn.	student	Jan. 26	5 th	Maricopa County	
Wisconsin	1			Feb. 5	12 th	Madison	

Patients Under Investigation (PUI) in the United States

CDC in the early stages released information regarding the number of cases and people under investigation that was updated regularly on Mondays, Wednesdays, and Fridays. Below we provide the historical reports that we were able to gather in order to track the progression in the number of suspected cases and US states involved through time in the initial stages

As of Feb. 10:

<i>Number of U.S. States with PUI</i>	<i>36</i>
Positive	12
Negative	318
Pending (specimens awaiting testing)	68
TOTAL	398

As of Feb. 7:

<i>Number of U.S. States with PUI</i>	<i>36</i>
Positive	12
Negative	225
Pending (specimens awaiting testing)	100
TOTAL	337

As of Feb. 5:

<i>Number of U.S. States with PUI</i>	<i>36</i>
Positive	11
Negative	206
Pending (specimens awaiting testing)	76
TOTAL	293

As of Feb. 3:

<i>Number of U.S. States with PUI</i>	<i>36</i>
Positive	11
Negative	167
Pending (specimens awaiting testing)	82
TOTAL	260

As of January 31:




<i>Number of U.S. States with PUI</i>	<i>36</i>
Positive	6
Negative	114
Pending (specimens awaiting testing)	121
TOTAL	241

Previously, as of January 29, there were 92 suspected cases awaiting testing.

--	--

Number of U.S. States with PUI	36
Positive	5
Negative	68
Pending (specimens awaiting testing)	92
TOTAL	165

Timeline of Events

-  On January 31, HHS declared Coronavirus a Public Health Emergency in the US (<https://www.hhs.gov/about/news/2020/01/31/secretary-azar-declares-public-health-emergency-us-2019-novel-coronavirus.html>)
As of Jan. 31, the Wuhan coronavirus is officially a public health emergency in the United States, Alex Azar, secretary of the US Department of Health and Human Services (HHS), announced at a White House press briefing.
-  On Jan. 31, the U.S. Centers for Disease Control and Prevention (CDC) **issued a federal quarantine for 14 days** affecting the 195 American evacuees from Wuhan, China. Starting Sunday, Feb. 2, U.S. citizens, permanent residents and immediate family who have visited China's Hubei province will undergo a **mandatory 14 days quarantine** and, if they have visited other parts of China, they would be screened at airports and asked to self-quarantine for 14 days. The last time the CDC had issued a quarantine was over 50 years ago in the 1960s, for smallpox.
-  President Donald Trump signed an order on Jan. 31 for the U.S. to **deny entry to foreign nationals who traveled to China** within the preceding two weeks, aside from the immediate family of U.S. citizens.
- On Jan. 30, the CDC had confirmed the **first case of person to person transmission in the U.S.:** ^[12] the husband of the Chicago, Illinois case who had returned from Wuhan, China on Jan. 13 and who tested positive for the virus on Jan. 24).
- CDC stated on Jan. 30 that "It is likely there will be more cases of 2019-nCoV reported in the U.S. in the coming days and weeks, including more person-to-person spread."^[12]
- The virus had been confirmed in **5 states**.
- On Jan. 31, **New York City** health officials vehemently denied the rumor regarding a coronavirus case in the city. ^[13] On Feb. 1, however, the city's health commissioner did report that there was a test being performed on a person under 40 who had returned from China, developed matching symptoms, and tested negative to the seasonal flu.
- Most US patients had recently visited Wuhan.**
- All of the first five U.S. cases were described as **mild**.
- A study on the first US case of novel coronavirus detailed mild symptoms followed by pneumonia (https://www.cnn.com/2020/01/31/health/washington-coronavirus-study-nejm/index.html?utm_term=link&utm_medium=social&utm_content=2020-02-01T00)

U.S. Airlines suspended ALL flights between the U.S. and China

On Friday, January 31, Delta, American and United announced they would temporarily suspend all of their mainland China flights in response to the coronavirus outbreak.^[14]

Prior to this January 31 announcement:

- UNITED AIRLINES**
on Jan. 28 had announced it would cut 24 flights between the U.S. and China for the first week of February.
- AMERICAN AIRLINES**

on Jan. 29 had announced it would suspend flights from Los Angeles to Shanghai and Beijing from Feb. 9 through March 27, 2020. It will maintain its flight schedules (10 daily A/R) from Dallas-Fort Worth to Shanghai and Beijing, as well as from Los Angeles and Dallas-Fort Worth to Hong Kong.

- **DELTA**

had not adjusted its schedule of direct flights from the U.S. to China. It is the only airline with direct flights to not take action so far.

The White House was considering issuing a ban on flights between the United States and China, as of late Jan. 28^[11]. Italy has announced on January 31 that it was suspending all flights to and from China following the first 2 cases of coronavirus in Italy.

Travel Alert: Do Not Travel to China

- The U.S. State Department on January 30 issued a **Level 4: Do Not Travel to China Alert** (<https://travel.state.gov/content/travel/en/traveladvisories/traveladvisories/china-travel-advisory.html>) ^[4] (the highest level of alert).
- Previously, on January 29, the advisory was set at a lower "Level 3: Reconsider Travel" advising not to travel to Hubei Province: (Level 4) and reconsider travel to the remainder of China (Level 3).
- The CDC on Jan. 28 issued a Level 3 Warning (<https://wwwnc.cdc.gov/travel/notices/warning/novel-coronavirus-china>), recommending that travelers **avoid all nonessential travel to China** ^[5].

Screening incoming passengers at 20 airports in the U.S.

On January 17, the CDC announced that 3 airports in the United States would begin screening incoming passengers from China: SFO, JFK, and LAX ^[6] Other 2 airports were added subsequently, and on January 28, the U.S. Department of Health and Human Services (HHS) announced that 15 additional U.S. airports (bringing the total to 20) would begin screening incoming travelers from China.

Below is the complete list of airports where screening for the 2019 Novel Coronavirus (2019-nCoV) is in place:

- Los Angeles International (LAX)
- San Francisco International (SFO)
- Chicago O'Hare
- New York JFK
- Atlanta Hartsfield-Jackson International
- Houston George Bush Intercontinental
- Dallas-Fort Worth International
- San Diego International
- Seattle-Tacoma International
- Honolulu International
- Anchorage Ted Stevens International
- Minneapolis-St. Paul International
- Detroit Metropolitan
- Miami International
- Washington Dulles International

- Philadelphia International
- Newark Liberty International
- Boston Logan International
- El Paso International
- Puerto Rico's San Juan Airport

Sources for the historical account

1. Novel Coronavirus (2019-nCoV) situation reports (<https://www.who.int/emergencies/diseases/novel-coronavirus-2019/situation-reports/>) - World Health Organization (<https://www.who.int/>) (WHO)
2. 2019 Novel Coronavirus (2019-nCoV) in the U.S (<https://www.cdc.gov/coronavirus/2019-ncov/cases-in-us.html>) - U.S. Centers for Disease Control and Prevention (<https://www.cdc.gov/>) (CDC)
3. Symptoms of Novel Coronavirus (2019-nCoV) (<https://www.cdc.gov/coronavirus/2019-ncov/about/symptoms.html>) - CDC
4. China Travel Advisory (<https://travel.state.gov/content/travel/en/traveladvisories/traveladvisories/china-travel-advisory.html>) - U.S. State Department, accessed January 31, 2020.
5. Novel Coronavirus in China - Warning - Level 3, Avoid Nonessential Travel (<https://wwwnc.cdc.gov/travel/notices/warning/novel-coronavirus-china>) - CDC, January 28, 2020.
6. Public Health Screening to Begin at 3 U.S. Airports for 2019 Novel Coronavirus ("2019-nCoV") (<https://www.cdc.gov/media/releases/2020/p0117-coronavirus-screening.html>) - CDC January 17, 2020
7. First Travel-related Case of 2019 Novel Coronavirus Detected in United States (<https://www.cdc.gov/media/releases/2020/p0121-novel-coronavirus-travel-case.html>) - CDC, January 21, 2020
8. Second Travel-related Case of 2019 Novel Coronavirus Detected in United States (<https://www.cdc.gov/media/releases/2020/p0124-second-travel-coronavirus.html>) - CDC, January 24, 2020
9. CDC confirms additional cases of 2019 Novel Coronavirus in United States (<https://www.cdc.gov/media/releases/2020/s0126-coronavirus-new-cases.html>) - CDC, January 26, 2020
10. 2019 Novel Coronavirus (2019-nCoV) in the U.S. (<https://www.cdc.gov/coronavirus/2019-ncov/cases-in-us.html>) - CDC, Updated January 29, 2020
11. White House considers ban on flights to China amid coronavirus outbreak (<https://eu.usatoday.com/story/travel/news/2020/01/28/white-house-considers-ban-china-flights-amid-coronavirus-outbreak/4602839002/>) - USA Today, Jan. 28, 2020
12. CDC Confirms Person-to-Person Spread of New Coronavirus in the United States (<https://www.cdc.gov/media/releases/2020/p0130-coronavirus-spread.html>) - CDC Press Release, Jan. 30, 2020
13. NYC Officials Deny Report Of Coronavirus Amid Confusion (<https://www.forbes.com/sites/sergeiklebnikov/2020/01/31/nyc-officials-deny-report-of-coronavirus-amid-confusion/#351e47b5652c>) - Forbes, Jan. 31, 2020
14. Delta, American, United to suspend all China mainland flights as coronavirus crisis grows (<https://eu.usatoday.com/story/travel/2020/01/31/coronavirus-china-flight-ban-delta-cuts-all-flights-white-house/4620989002/>) - USA Today, Jan. 31, 2020
15. Secretary Azar Declares Public Health Emergency for United States for 2019 Novel Coronavirus (<https://www.hhs.gov/about/news/2020/01/31/secretary-azar-declares-public-health-emergency-us-2019-novel-coronavirus.html>) - U.S. Department of Health and Human Services (HHS), Jan. 31, 2020
16. Man returning from Wuhan, China is first case of 2019 Novel Coronavirus confirmed in Massachusetts (<https://www.mass.gov/news/man-returning-from-wuhan-china-is-first-case-of-2019-novel-coronavirus-confirmed-in>) - Massachusetts Department of Public Health, Feb. 1, 2020
17. County of Santa Clara Public Health Department Reports First Case of Novel (new) Coronavirus (<https://www.sccgov.org/sites/phd/news/Pages/novel-coronavirus-1-31-2020.aspx>) - Santa Clara County Public Health, Jan. 31, 2020
18. Coronavirus: First case confirmed in Santa Clara County (<https://www.mercurynews.com/2020/01/31/santa-clara-coronavirus/>) - Mercury News, Jan. 31, 2020

worldometer (/)

[about \(/about/\)](#) | [faq \(/faq/\)](#) | [languages \(/languages/\)](#) | [contact \(/contact/\)](#) | [report coronavirus cases \(/report_us/\)](#)

[\(/newsletter-subscribe/\)](#) [\(/https://twitter.com/Worldometers\)](https://twitter.com/Worldometers) [\(/https://www.facebook.com/Worldometers.info\)](https://www.facebook.com/Worldometers.info)

© Copyright Worldometers.info - All rights reserved - [Disclaimer & Privacy Policy \(/disclaimer/\)](#)

